

The Inside Track

Frequently asked questions, tech tips, & problem reports for users of Thoroughbred Software Products

Volume 5 Issue 6

March 1999

Thoroughbred *Basic*[™]

Q Why are **F11** and **F12** keys not working on my SCO console?

A **F11** and **F12** are shift **F1** and shift **F2**.

Q Why are my graphics characters not showing properly on the console?

A The console terminal table has changed in SCO UNIX. To correct this, remove the "ibm" references from the operating system terminal table or insert the command "mapchan -n" in the .profile.

Q How do I setup Thoroughbred *Basic*[™] to run from a cron?

A Make your DEV T0 line in the IPLINPUT file that you are using look like the following:

```
DEV T0,5,,,,,null
```

Add "null" to your TERMINAL file. Make sure you have a TERM.MAP entry or task ID/model code assignment in TCONFIGW. Make sure your application can RELEASE *Basic*. Make sure the application does no input on channel 0.

Thoroughbred *Source-IV*[™]

Q How do I cut a piece of code from one program and paste it into the program I am currently working on?

A From within the program that you are working on, press **F12**. This will bring up a line at the bottom of the screen. Enter a period + the library and source name you wish to copy from (ex: .ll.dddddd). This will bring up the source. Use the **F13** key to cut the data you want to copy by pressing **F13** on the beginning line, then cursor down to the last line and press **F13** again to perform the cut. Now press **F13** again and it will bring up the paste window, select **Edit/Save**, press **F4** to save the text. This text will be saved with the name /<>1. Press **F4** to get back to the original source. Press **F12** and type in the /<>1 name that it was saved under. Press **F4** and select **Insert** or **Overlay**.

Thoroughbred *IDOL-IV*[™]

Q In a post-process from within a format, I call a 3GL program and pass in a variable. When I do this, I get an ERR=36. Any suggestions?

A In the post process of the format, use...

```
0,program_name,variable
```

In the called program, use...

```
ENTER VAV3$,SPARM$[ALL],FPARM$[ALL],FD$,]7$,W1$,SE,W$
```

The passed variable will be stored in VAV3\$.

TS ODBC DataServer™

- Q** Why am I getting the message "Word was unable to open the data source" when I try to return data from MS Query to MS Word? I can see the data in MS Query. I can return the data to MS Excel.
- A** It seems that Word has a size restriction to the length of its fields. Remove the comment fields and it will function normally.

TS Network DataServer™

- Q** I have a runaway TSSERV.EXE process on my NT server. How do I kill it?
- A** In 8.4.0 you can stop the service in the NT task manager. In 8.4.1 you can stop the service via the process manager viewing screen by running "tbpview".

TbredComm™

- Q** Why is TbredComm starting minimized in the task bar? I can not restore the window.
- A** The window settings for TbredComm are off the screen. Remove the "windowtop" and "windowleft" lines from the [TBC] section of the TBRED.INI file in the WINDOWS directory. TbredComm will recreate these lines with default values. You should now be able to see the TbredComm window.

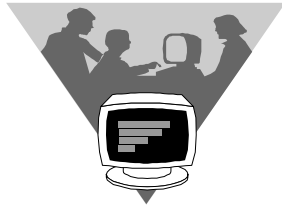
Solution-IV™ Accounting

- Q** We ran a quarter end for Payroll and we want to undo it. We want to open the quarter again so we can run Payroll and have it post to that quarter. How can we do this?
- A** Your MTD numbers are zeroed out. You can, however, go into OP Parameters Maintenance and change the current quarter to the one you want. Then when you run Payroll, the numbers will be posted to the proper quarter.
- Q** Why am I getting a 10 second hang between menus?
- A** You can either install the VIP™ workstation software or remove the Call "VIP" from the program "TAPGATEP".
- Q** Why am I getting **ERR=14s** in OO22Z when I go into any *Solution-IV* option from the menu?
- A** You are running the *OPENworkshop*™ version from an *IDOL-IV*™ menu. Either install the *IDOL-IV* version of *Solution-IV* over the *OPENworkshop* version, or access the *Solution-IV* system from the "oo" menu.

The **Inside Track** is published by the Thoroughbred Customer Support and Marketing Departments. If you have any questions or comments, or would like more information on Thoroughbred Products or Services please contact your Thoroughbred Sales Representative at (800) 524-0430 (outside NJ) or (732) 560-1377 (within NJ). Please send all written requests to: Thoroughbred Software International, Inc., 19 Schoolhouse Road, Somerset, NJ 08875-6712 or Fax: (732) 560-1594. Thoroughbred can be found on the Internet at <http://www.tbred.com>.

THOROUGHbred, IDOL, OPEN WORKSHOP, VIP VISUAL IMAGE PRESENTSTION are registered trademarks of Thoroughbred Software International, Inc. The "Swash", Thoroughbred Software International, Inc., and *Solution-IV* Accounting logos are registered trademarks of Thoroughbred Software International, Inc. *OPENworkshop*, VIP Gateway for WindowSTM, IDOL-IV, Thoroughbred Environment, Thoroughbred *Basic*, *Dictionary-IV*, *Script-IV*, *Report-IV*, *Query-IV*, *Source-IV*, *VIP*, *Visual Image Presentation*, *GWW*, *GWWImage*, *TS Network DataServer*, *TS ODBC DataServer*, *TS ORACLE DataServer*, *TbredComm*, *WorkStation*

Manager, TS ChartServer, TS ReportServer, and *Solution-IV* are trademarks of Thoroughbred Software International, Inc. Other names, products and services mentioned are the trademarks or registered trademarks of their respective vendors or organizations.



The Inside Track

Frequently asked questions, tech tips, & problem reports for users of Thoroughbred Software Products

Volume 5 Issue 7

April 1999

Thoroughbred *Basic*[™]

Q Why doesn't the SYSTEM command work properly on my Windows machine?

A This is a problem with the required .PIF file in Windows. You can either create a file called DOSPROMPT.PIF that executes COMMAND.COM or execute the following command in place of just using "SYSTEM":

```
SYSTEM "dosprompt.pif /C dos_command"
```

Q I am trying to use the SET PREFIX command to find files not in directories listed in my IPLINPUT file. The files have the same path and name, however, one is located on a server with the TS DataServer product. How would I do this?

A When using SET PREFIX, you must have hierarchical directories to the locations of the files. Since you are using TS DataServer to reach one of the files you must only have one DEV line to the dataserver which is flagged as a hierarchical directory. The way *Basic* searches for a file is:

1. When using prefix directories, *Basic* will first look for the file in the directory in the DIR variable.
2. It will then look in each DEV line in the IPLINPUT file. It will read the DEV lines in the order that they appear in the file.
3. When it reaches the DEV line with the hierarchical flag it will first look in the specified directory then it will follow the PREFIX path.

The problem is that if you are using two files with identical paths and identical names, you will only find the file that *Basic* sees first. So you will never read the second file. You will need to do the following to get this to work:

1. Add **PRM DISABLE** to your IPLINPUT file.
2. Make certain that you have the hierarchical flag set in the directories that you wish to search (only one directory for each server).
3. **SET PREFIX path !** To the path of where the file is located.
4. **OPEN(1) "file_name"**
5. **DISABLE 1, LOCAL !** This will disable the directory D1 where you found the file.
6. **OPEN(2) "file_name" !** This will now find the second occurrence.
7. **ENABLE 1, LOCAL !** You can now read the file on Disk 1 again.

Note: You cannot use SET PREFIX to create a new file.

Thoroughbred *Gateway for Windows*_™

Here is an example showing how to use the WangImage program to print a picture directly to a printer. This is done by focusing key strokes. This example works with *Basic* 8.4.1.

```
10 CALL "VIP"  
20 DIM MSG$(5);  
   MSG$(1)="F",  
   MSG$(2)="WANGIMG.EXE";  
   MSG$(5)="%(FO)+"C:\TSI\IMAGE\SOL4.BMP"+"{ENTER}"+"%(FP){ENTER}";  
   CALL "GWVCOM",MSG$(ALL)
```

TS ODBC DataServer™

Q I get a message "control file locked by another user" when I try to go into the ODBC Expose Utility. Why?

A You terminated one of the OD programs abnormally. In console mode:

```
OPEN (1) "ODDCNTRL" REMOVE(1,KEY="LCK")
```

and retry executing the Expose Utility.

Q Why am I getting the message "can't create datasource, ERR=8001" in the ODBC expose utility?

A The reason you are getting this error is because the program USQLI is failing to start. ODBC uses this program to create the UDD. Here are some suggestions:

1. Make sure you have full permissions on the hosts file on the server.
2. Make sure you are not using type 8 dates.
3. Try exposing the sample file UTCUST.
4. Make sure you have the correct dataserver for your O/S.
5. Check to see if the dataserver is running. LOGIN as **root** and do **ps-ef|grep usqlsd**. If you do not get any processes back other than the GREP command, the server is not running. Go to the BIN directory under the directory you installed the ODBC server in and type **./start_serv.sh**. Re-execute the previous **ps** command and the server process should show. If it does not show, check the **server=** line in the USQLSD.INI file and make sure it shows the same name as reported by the **uname-a** command.

Q Why are all my directories being interpreted as invalid when I try to enter through the ODBC Expose Utility control file information screen?

A You need a hierarchical directory configured in your IPL file. A hierarchical directory looks like the following:

```
DEV D8,1,,,,1,, No path at the end.
```

Q Why am I getting the message "failed to create data source" when I try to expose a data source?

A Verify the server process is running. Check that the port number matches the configuration file USQLSD.INI; verify that the machine for the default server in USQLSD.INI could be pinged and there is an entry in the **/etc/hosts** file for that host.

Q Why does my system lock up when ODBC writes to the TMP directory?

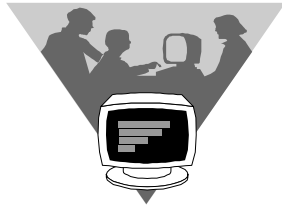
A The problem is that you do not have enough drive space in this directory to handle the large amount of data being sent. To solve the problem, you need to add a line in the USQLSD.INI file on the server. Without this line, it defaults to the **/TMP** directory. The line should look like:

```
Tmpdir=path
```

The path will be a different directory on the hard drive that can handle the large amount of data.

The **Inside Track** is published by the Thoroughbred Customer Support and Marketing Departments. If you have any questions or comments, or would like more information on Thoroughbred Products or Services please contact your Thoroughbred Sales Representative at (800) 524-0430 (outside NJ) or (732) 560-1377 (within NJ). Please send all written requests to: Thoroughbred Software International, Inc., 19 Schoolhouse Road, Somerset, NJ 08875-6712 or Fax: (732) 560-1594. Thoroughbred can be found on the Internet at <http://www.tbred.com>.

THOROUGHNBRED, IDOL, OPEN WORKSHOP, VIP VISUAL IMAGE PRESENTSTION are registered trademarks of Thoroughbred Software International, Inc. The "Swash", Thoroughbred Software International, Inc., and *Solution-IV* Accounting logos are registered trademarks of Thoroughbred Software International, Inc. *OPENworkshop*, IDOL-IV, Thoroughbred Environment, Thoroughbred *Basic*, *Dictionary-IV*, *Script-IV*, *Report-IV*, *Query-IV*, *Source-IV*, VIP, *Visual Image Presentation*, *VIP Gateway For Windows™*, GWW, *GWWImage*, TS Network DataServer, TS ODBC DataServer, TS ORACLE DataServer, *TbredComm*, *WorkStation Manager*, *TS ChartServer*, *TS ReportServer*, and *Solution-IV* are trademarks of Thoroughbred Software International, Inc. Other names, products and services mentioned are the trademarks or registered trademarks of their respective vendors or organizations.



The Inside Track

Frequently asked questions, tech tips, & problem reports for users of Thoroughbred Software Products

Volume 5 Issue 8

May 1999

Thoroughbred IDOL-IV™

Q How do I do an **F8 LIST** in a view using a Date type 5 date comparison?

A `SELECT WHEN: PAYMENT-DATE = BIN(INT(DTN("020291", "MMDDYY")*10000), 6)` where PAYMENT-DATE is the SQL date from the file.

Q How do I use the **SELECT WHEN** and **RANGE** options in the **F8** commands inside of views? I want to use just a portion of the key. Example: `CUST-NAME(1, 3)`

A To use the **RANGE** statement in the **LIST** command you could do the following:

Using `UTCUST, SORT 1 RANGE From: Blu To: Hac`

This gives you a listing from Blue Diamond to Hackensack Hackers. Make sure your range matches the case in the sort definition. **SELECT WHEN** would look like the following:

```
SELECT WHEN: #UTCUST.REP-CODE <> "003"
```

You can use the **RANGE** and **SELECT WHEN** together or separately.

Thoroughbred TbredComm™

Q Why is TbredComm™ permanently minimized?

A The TbredComm window parameters in `TBRED.INI` have been corrupted. Edit `TBRED.INI` and find the `[TBC]` section. Remove the two window parameters and save the file. Next time you start TbredComm the parameters will be reinitialized. This problem has been corrected and is available via Thoroughbred's Web Updates (www.tbred.com).

TS Network DataServer™

Q I can't see files that are in one of my data server directories. What would cause this?

A Make sure that the `IPL DEV` line looks like the following:

```
DEV device-name,1,,server-flag,,,,server-id:path
```

```
Example: DEV D5,1,,2,,,,S1:C:\MORTGAGE\DUMP
```

Once you are certain that this is correct, try running `*JPSSD` to make certain that the Device is enabled. Make sure that you have a "hosts" file in your Windows directory that resolves your IP addresses to your server names. Make sure that the data server was setup like the following:

Map a drive to the server so that you can see where `TSSERV.EXE` exists on the server. The `START IN` directory of your shortcut points to the location of the `TSSERV.EXE`. This is where Thoroughbred *Basic*™ will look for the following files:

TERMINAL

TERM.MAP

SERVER.MAP

IPLINPUT (Unless you specify a local `IPLINPUT` in your target by pathing out the entire location.)

Q Why can I only open files on one workstation at a time?

A Your `TERMINAL` file must be centrally located for unique task IDs. Move your `TERMINAL`, `TERM.MAP`, `SERVER.MAP` and `IPLINPUT` files to the directory on the server that contains `TSSERV.EXE`. Make that directory sharable and map a drive to that shared directory from each directory on each of the workstations. Each workstation's *Basic* shortcut should have a `START IN` that points to the directory on the server where `TSSERV.EXE` is located.

Thoroughbred VIP™/Gateway for Windows™

Q How do I setup my VIP™ Application so that I can use the WorkStation Manager™ or the Start button Menus to access Thoroughbred *Basic*™?

A Use the following steps:

1. Create an IPLINPUT file that will be used only for this purpose.
 - A. Copy IPLINPUT to IPLWEB
 - B. Add **PRM OPENLIB=IDOL-IV,32700** if you have IDOL-IV™ in an Object Library. If you pressed **F1** to remove it from the Object Library during installation, disregard this.
 - C. Change the startup program in your IPL line from ID to OOWEB.
2. Edit the TBRED.INI file located in your WINDOWS directory.
 - A. Add the following to the [SERVERS] section. An example is there that is commented out. You can take out the comment and use this line as long as it is pointing to the correct location of *Basic*™ and your IPLWEB file.

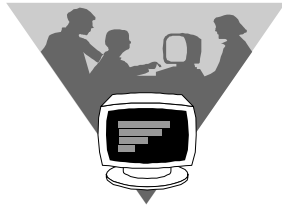

```
startbasic=drive:\path_of_basic841\b.exe iplweb.txt
```

 This entry reflects the *Basic* home directory and the IPL created in step 1.
3. Restart Windows.
4. Start the WorkStation Manager™. It is located in Start button, Programs, VIP4™, TWMGR. You can add this to Windows startup if you wish.
5. Go into *Basic*™ using IPLINPUT not IPLWEB.
6. Run **OO** and select **Utilities**
 - A. Select **Build List/Box Menus** and select your *Dictionary-IV*™ menu libraries.
 - B. Set Start Menu.
 - C. **F4** out of the empty view.
 - D. Select **Build Start Menus**.
 - E. Select your library followed by a menu (your startup menu).
 - F. Go back to **Set Start Menu**. You should now see an entry with your main menu. If you are using IDOL-IV™ menus you will need to modify the text found in the Action column. Press **Enter** in this column and add EXEC=ID to the end of the first line as follows:


```
CONNECT MENU menu-name EXEC=ID.
```
 - G. Return to the Menu Name column and press **F1** to initiate the build process.
 - H. Exit *Basic*™.
7. Before executing your new menus, verify that the WorkStation Manager™ options are setup correctly. To get started, check the HOST TYPE (Remote or Workstation) and the Presentation Mode (Character or VIP). You should now be able to execute the menu selection from either the WorkStation Manager Applications Menu, or from the Windows Start button. If your host is a Windows *Basic*, set HOST TYPE to Workstation in the WorkStation Manager. For additional information, refer to the *VIP Gateway for Windows™* Reference Manual. When using the TS Network DataServer™, you would reference the data server drives in the IPLWEB.TXT file and have the *Basic* applications installed locally.

The **Inside Track** is published by the Thoroughbred Customer Support and Marketing Departments. If you have any questions or comments, or would like more information on Thoroughbred Products or Services please contact your Thoroughbred Sales Representative at (800) 524-0430 (outside NJ) or (732) 560-1377 (within NJ). Please send all written requests to: Thoroughbred Software International, Inc., 19 Schoolhouse Road, Somerset, NJ 08875-6712 or Fax: (732) 560-1594. Thoroughbred can be found on the Internet at <http://www.tbred.com>.

THOROUGHbred, IDOL, OPEN WORKSHOP, VIP VISUAL IMAGE PRESENTATION are registered trademarks of Thoroughbred Software International, Inc. The "Swash", Thoroughbred Software International, Inc., and *Solution-IV* Accounting logos are registered trademarks of Thoroughbred Software International, Inc. OPEN*workshop*, VIP Gateway for Windows™, IDOL-IV, Thoroughbred Environment, Thoroughbred *Basic*, *Dictionary-IV*, *Script-IV*, *Report-IV*, *Query-IV*, *Source-IV*, VIP, *Visual Image Presentation*, GWW, GWW*Image*, TS Network DataServer, TS ODBC DataServer, TS ORACLE DataServer, TbredComm, WorkStation Manager, TS ChartServer, TS ReportServer, and *Solution-IV* are trademarks of Thoroughbred Software International, Inc. Other names, products and services mentioned are the trademarks or registered trademarks of their respective vendors or organizations.



The Inside Track

Frequently asked questions, tech tips, & problem reports for users of Thoroughbred Software Products

Volume 5 Issue 9

June 1999

Thoroughbred *Basic*[™]

- Q** Why is my **line-insert** key not working in my VT220 terminal emulation?
- A** Your terminal table in *Basic* does not match what the emulation software is sending back when the keys are pressed. You can use the following program to determine what the escape sequence is for the physical line insert key sequence.

```
10 OPEN (1) FID(0)
20 READRECORD(1, SIZ=1)A$
30 PRINT HTA(A$)
40 GOTO 20
```

Once you have the escape sequence, modify your VT220 terminal table with 8NPSD or *NPSD to change the sequence that *Basic* recognizes as a **line-insert**.

- Q** How does SETERC work?
- A** The directive is SETERC *value*. Whenever your program encounters an error it will set the ERC system variable to the value after the SETERC directive. To reset the ERC variable use CLEAR ERC. To disable SETERC error trapping, use SETERC0. SETERC takes precedence over all error trapping including ERR, DOM, and END error branching.
- Q** How do I print out the terminal table name that is currently loaded?
- A** Use the following:
- ```
LET A$=DSD(FID(0))
PRINT A$(11,8)
```
- Q** After installing the Network *Basic* on my NT Server, the "install" directory is missing...Why? I cannot install the clients without this.
- A** During the installation of the Network *Basic* on the server, although there is a message that tells you to turn off the Server Process, it still allows you to continue even though it is still running. If you do continue and the Server Process is still running, it will complete the installation but it doesn't create the INSTALL directory. You should always verify that the Server Process is stopped on the server before continuing.

## Thoroughbred *Report-IV*<sup>™</sup>

- Q** Why am I getting the message, "Unable to generate executable report module" when running my report?
- A** Either the dataname #IDSV.TERMINAL-DATE is spelled incorrectly on line 4110 of IRUBS0 or you have a misspelled dataname in your report. This is corrected with the IDOL-IV update located in the "Download" section of our web page [tbred.com](http://www.tbred.com).
- Q** What is the maximum number of lines I can have in a report? Can this be changed?
- A** 512. Not at this time.

**Q** I have a "#" as part of my data. When I print the data, the page number prints instead of the data.

**A** Redefine the page number to be a different character. For example:

To change the page number character to the ampersand, place the following as the first line in the REPORT-SECTION:

```
HC /PN= '&'
```

**Q** Why am I getting a busy record message when I syntax check my report?

**A** You most likely pressed **Enter** on the report definition in the view before you pressed **F1** to edit it. The **Enter** key locked the report header record so that it could be renamed or copied. The syntax check needs to write to the report header record. This causes the busy condition. To edit a report, highlight it with the cursor in the view and press **F1**.

## Thoroughbred IDOL-IV™

**Q** How do I know if I have an 8.4.1 IDOL-IV CD with the web fixes already applied?

**A** We do not update the IDOL-IV programs on the master CD. You will need to download the updates from our web page ([www.tbred.com](http://www.tbred.com)). All web updates will be included with an upcoming maintenance release 8.4.2.

**Q** Why is `cpio -icuvdB </dev/fd0` not reading my floppies when installing *Dictionary-IV*™?

**A** The command needs to be: `cpio -icuvdBm -I/dev/rfd0`. The "m" option is used for multiple disks and you need to use the raw device. The actual device may be different based on the configuration of your system.

**Q** After installing the Network *Basic* on an NT server, I tried to run the install on the Win95 workstation. If I map a drive to the server and run the setup program using the mapped drive, it works correctly. If I go into network neighborhood and click on the setup program, when it creates the icon on the desktop, the "Startin" directory displays as:

```
.\server\path
```

**A** This will produce an IPLINPUT error. You can change the path to `\\server\path` or use the mapped drive to install, as specified in the installation instructions.

**Q** Why am I getting an Error in Single-Record Maintenance but not in Multi-Record Maintenance on the same file?

**A** MRM uses CONNECT VIEW. CONNECT VIEW filters out records where any field does not match the data element definition found in the associated Format. Therefore, CONNECT VIEW will not attempt to display these records.

## TS Network DataServer™

**Q** How do I access files on a different drive other than C using the data server?

**A** You would include the drive letter after the data server reference:

```
DEV D0,1,,2,,,,S1:E:\TBSC
```

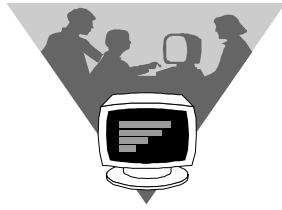
**Q** Why am I getting a message saying the `tbred.fon` cannot be located when I try to install the NT data server?

**A** You need to put this font in the `WINNT\SYSTEM` directory before you run the data server installation. You can find it on the Thoroughbred Environment CD.

---

The **Inside Track** is published by the Thoroughbred Customer Support and Marketing Departments. If you have any questions or comments, or would like more information on Thoroughbred Products or Services please contact your Thoroughbred Sales Representative at (800) 524-0430 (outside NJ) or (732) 560-1377 (within NJ). Please send all written requests to: Thoroughbred Software International, Inc., 19 Schoolhouse Road, Somerset, NJ 08875-6712 or Fax: (732) 560-1594. Thoroughbred can be found on the Internet at <http://www.tbred.com>.

THOROUGHbred, IDOL, OPEN WORKSHOP, VIP VISUAL IMAGE PRESENTATION are registered trademarks of Thoroughbred Software International, Inc. The "Swash", Thoroughbred Software International, Inc., and *Solution-IV* Accounting logos are registered trademarks of Thoroughbred Software International, Inc. OPEN*workshop*, VIP *Gateway* for WindowSTM, IDOL-IV, Thoroughbred Environment, Thoroughbred *Basic*, *Dictionary-IV*, *Script-IV*, *Report-IV*, *Query-IV*, *Source-IV*, VIP, *Visual Image Presentation*, GWW, *GWWImage*, TS Network DataServer, TS ODBC DataServer, TS ORACLE DataServer, TbredComm, WorkStation Manager, TS ChartServer, TS ReportServer, and *Solution-IV* are trademarks of Thoroughbred Software International, Inc. Other names, products and services mentioned are the trademarks or registered trademarks of their respective vendors or organizations.



# The Inside Track

---

Frequently asked questions, tech tips, & problem reports for users of Thoroughbred Software Products

---

Volume 5 Issue 10

July 1999

## Thoroughbred *Basic*<sup>TM</sup>

- Q** When I try to OPEN a file that I already have OPENed and LOCKed on another channel, sometimes *Basic* returns an error 0 and sometimes it doesn't. Please explain.
- A** The default file locking for *Basic* 8.40 and above is LOCKed by task. This allows *Basic* to OPEN files that may be locked by the same task. If you want to prevent being able to OPEN files already locked by the same task, you must add PRM LOCKBYCHANNEL to your IPLINPUT file.
- Q** Why am I getting an ERR=103, TCB(3)=0 when trying to open more than 48 files from a data server drive?
- A** You must create an IPLINPUT file called "IPLSERV.TXT" in the directory where TSSERV.EXE resides on the server, and increase the FDTs (File Descriptor Table) on the CNF line. The data server will automatically use this file if it finds that it exists. For more information, refer to the *numofiles* variable in the CNF Statement of the Customization and Tuning Guide Volume II.
- Q** I just installed *Basic* on Linux Red Hat 6.0. In trying to use the console, my function keys, graphics, and screen painting do not work properly.
- A** We have updated the "LINUXCON" terminal table to function correctly with Red Hat 6.0. You can obtain this table along with instructions from the Download & Updates section of our web page at [www.tbred.com](http://www.tbred.com) or call the customer support department.

## Thoroughbred *Query-IV*<sup>TM</sup>

- Q** Using EQL code, how do I compare my type 8 date fields to a date that was input by the user in *Query-IV*?
- A** The following code will accomplish this task:

```
INPUT "Enter end date: " INTO TMP-DATE(DATE);
SELECT DATE
FROM link-name
WHERE DATE=TMP-DATE
```

## Thoroughbred IDOL-IV<sup>TM</sup>

- Q** When does the printer table get used? If I set the condensed mode mnemonic in the OPEN statement of the IDOL-IV printer table, it doesn't work. If I send the condensed mode mnemonic from within my *Basic* program, it does work.
- A** The printer table is used in both *Basic* and IDOL-IV. The only difference is that *Basic* does not execute the OPEN and CLOSE statements from the printer table. IDOL-IV does execute these statements. If you want *Basic* to use the OPEN and CLOSE, you need to place it into your code... `OPEN(1) "LP"; PRINT (1) 'OPEN'`

## *Solution-IV*<sup>™</sup> Accounting

- Q** What is causing the message "Overlimit, Unacceptable - CR to continue" in Order Processing?
- A** This message is generated by a combination of the credit limit and the credit rating for a given customer. Also, there is a parameter in the OP Parameters file called Credit Override which may be set to **N**. Verify that the credit rating selected for the customer in question allows order entry when over the limit. This can be checked by going into AR Code Maintenance, Credit Rating Maintenance. This message is only generated when trying to enter an order.
- Q** How do I get rid of uncashed Payroll and Accounts Payable checks that are still in my *Solution-IV* accounting system?
- A** In PR, go into Timesheet Entry and do a reversal by selecting **R** for the check type. In AP, go into Manual Check entry and select the check in question by pressing **F2** on the check # field. You will get a message asking if you want to reverse this check. Select **YES**.
- Q** How do you setup for Workers' Compensation?
- A** Setup a new Contribution Code with a type of "W." When this code is complete, go into Employee Contribution Maintenance and assign that code for the desired employee(s).
- Q** We had an Accounts Payable Update go bad and we restored the data files from a backup. Where is the restart logic held?
- A** TALUPDT1. Remove the AP entry and rerun the report.
- Q** Is there a way to setup Payroll to display the different shifts that an employee may work?
- A** Create a new Posting Code for each shift and use that Posting Code in timesheet entry. If you want each shift (Posting Code) to be updated to a different location, you would have to create the new locations in General Ledger. Another suggestion would be to setup different earnings codes.

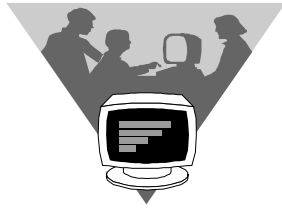
## Thoroughbred VIP<sup>™</sup>/GWW<sup>™</sup>

- Q** Why am I locking up on every workstation executing the Windows *Basic* except for the first one I log into?
- A** You are running into a problem with the TSI.VIP security file. This file contains the *Basic* SSN. If you are trying to use the single-user Window *Basic* in a pseudo-network, you will have to create a local TSI.VIP for each workstation. The Windows Network *Basic* does not have this problem since all users share the same *Basic* SSN.

---

The **Inside Track** is published by the Thoroughbred Customer Support and Marketing Departments. If you have any questions or comments, or would like more information on Thoroughbred Products or Services please contact your Thoroughbred Sales Representative at (800) 524-0430 (outside NJ) or (732) 560-1377 (within NJ). Please send all written requests to: Thoroughbred Software International, Inc., 19 Schoolhouse Road, Somerset, NJ 08875-6712 or Fax: (732) 560-1594. Thoroughbred can be found on the Internet at <http://www.tbred.com>.

THOROUGHbred, IDOL, OPEN WORKSHOP, VIP VISUAL IMAGE PRESENTATION are registered trademarks of Thoroughbred Software International, Inc. The "Swash", Thoroughbred Software International, Inc., and *Solution-IV* Accounting logos are registered trademarks of Thoroughbred Software International, Inc. OPENworkshop, VIP Gateway for Windows<sup>™</sup>, IDOL-IV, Thoroughbred Environment, Thoroughbred *Basic*, *Dictionary-IV*, *Script-IV*, *Report-IV*, *Query-IV*, *Source-IV*, VIP, *Visual Image Presentation*, GWW, *GWWImage*, TS Network DataServer, TS ODBC DataServer, TS ORACLE DataServer, TbredComm, WorkStation Manager, TS ChartServer, TS ReportServer, and *Solution-IV* are trademarks of Thoroughbred Software International, Inc. Other names, products and services mentioned are the trademarks or registered trademarks of their respective vendors or organizations.



# The Inside Track

---

Frequently asked questions, tech tips, & problem reports for users of Thoroughbred Software Products

---

Volume 5 Issue 11

August 1999

## Thoroughbred *Basic*<sup>™</sup>

**Q** Why does NTD (-1,"MM/DD/YYYY") return 12/31/-0001?

**A** The first date in AD is 01/01/0001 which is 1 in SQL numeric format. There was no year 0000 so the day prior to 01/01/0001 is 12/31/-0001.

**Q** Why am I intermittently getting an error 16, I have plenty of room on my file system?

**A** You may be exceeding the number of FDTs (File Descriptor Table Entries) on your IPLINPUT file CNF line. Verify the 4th parameter on the CNF line against how many files are open at the time of the error. You can increase this number if necessary, but must be within the limits of the kernel parameter setting for the number of open files. For more information, refer to the *numofiles* variable in the CNF Statement of the Customization and Tuning Guide Volume II.

**Q** Why am I getting an error 0 trying to print to a fax printer?

**A** Verify that you are using *Basic* 8.4.1D and set the *time-out* flag on the DEV line of the IPLINPUT file high enough to allow time to finish answering the questions in the fax software dialog box. *Basic* prior to 8.4.1D does not honor the timeout setting for spooled type printers. To verify your *Basic* version, select **File** on the menu bar and select **About Thoroughbred**.

**Q** How do I get *Basic* to print at 17cpi?

**A** For *Basic* programs, you will need to manually send the "CW17" mnemonic to the printer:

```
PRINT(1)'CW17'.
```

This mnemonic is defined in the IDOL-IV Printer Table which can be accessed from menu "IDMENU2" and selecting **Printer Table Maintenance**. The printer must be assigned the table using the **Printer Assignment** option on the same menu. If you want to always print at 17cpi, select **Printer Table Maintenance** and modify the OPEN statement for the printer table you are using. Simply add the printer command for 17cpi to the OPEN statement and send the OPEN command using `PRINT(1)'OPEN'`. For *Basic* programs, you will need to manually send the "OPEN" or "CW17" mnemonic to the printer with either:

```
PRINT(1)'OPEN' or PRINT(1)'CW17'.
```

**Q** I am using the XFD function to find the last modified date and time of a file. How do I get the result into a readable form?

**A** Do the following:

```
OPEN(2) "UTCUST"
LET X$=XFD(2,0)
LET X1$=X$(66,6) ! date and time
```

Then for formatting, add:

```
PRECISION 4
LET X=DEC(X1$)/10000
PRINT NTD(X,"MM/DD/YY HH:MM:SS")
```

## Thoroughbred Report-IV™

**Q** How do you convert date types 5 & 6 to MMDDYY format? What are the **DTN** & **NTD** commands for?

**A** To have the date type 5 display as MMDDYY you have two options:

1. Change the display mask in Maintain Date Masks off of the System Administration menu to MMDDYY. (This is what all SQL dates follow upon display.)
2. Create a DC line that reads: **DC LET D\$ = NTD( DATE1, "MMDDYY" )** Then place the variable **D\$** in your **F5** window instead of the actual date field.

For the date type 6 you would just need to do the following in the **F5** window: **DATE2: "MMDDYY"**

Date type 6 does not follow the date mask from the System Administration menu. **NTD** returns the formatted string value of an SQL format date. **DTN** converts the formatted string value into the SQL format.

**Q** Why am I getting an error 14 trying to run a program in the T901 line of my Report? It worked fine in 8.2.2 using IRPCA0 and X\$.

**A** You can no longer RUN a program from the I or T lines of a Report because you are in a called program "OOR". Even though you are using X\$ and the IRPCA0 external interface to do this and the interface has not changed, the programs that accomplish this have. You need to put the program from the **T901** line into **x\$( 40, 8 )** instead.

## TS ODBC DataServer™

**Q** When I am trying to install ODBC on my NT workstation, why am I receiving the following message:

C:\winnt\sys32\odbcint.dll is a different version than ODBC\odbc32.dll. A reinstallation of the ODBC component needs to be done to ensure proper operation.

**A** The TS ODBC DataServer uses a standard windows installation. DLLs are only installed if they are newer than what's already present (or missing). In this case, some DLLs were missing and our installation replaced them. This caused some DLLs to be out of sync. To confirm this, from the control panel select **ODBC** and note the DLL versions. To synchronize the DLLs required by ODBC, download the current ODBC Administrator from the Microsoft Web site. The ODBC Administrator also installs with Windows 95, 98 and Office 97.

## TS Network DataServer™

**Q** Why am I getting an error when I am trying to create a file on my data server disk?

**A** The permissions on the Windows NT SYSTEM account were not changed. TS DataServer for NT inherits the directory permissions for this account. To check the permissions in Windows Explorer, right click on the drive, select **Properties**, then select **Security**, then select **Permissions**. Here the permissions can be changed for the system account.

**Q** How can I start TS Network DataServer with a different port number than 5680?

**A** In UNIX: **./tsmgr -pport#** (Example: **./tsmgr -p5690**)

In Windows NT: Go to **Control Panel, Services**. Highlight **Thoroughbred Server Manager**. Stop the service if already started. **Enter -pport#** in the Startup Parameters. (See example above.)

**Q** How do I let the client know the port number is not 5680?

**A** In the SERVER.MAP file **Add :port#** after the TCP/IP address/name for this server.

## TbredComm™

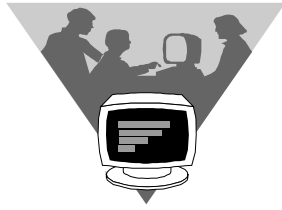
**Q** Can I change the size of the TbredComm window?

**A** TbredComm version 4.02 allows the user to resize the window and select your choice of font. The version 4.02 update is available for download from the Thoroughbred Software Web Site. Be sure to also download the latest **IDOL-IV** update which includes a new **TBREDCON** terminal table.

---

The **Inside Track** is published by the Thoroughbred Customer Support and Marketing Departments. If you have any questions or comments, or would like more information on Thoroughbred Products or Services please contact your Thoroughbred Sales Representative at (800) 524-0430 (outside NJ) or (732) 560-1377 (within NJ). Please send all written requests to: Thoroughbred Software International, Inc., 19 Schoolhouse Road, Somerset, NJ 08875-6712 or Fax: (732) 560-1594. Thoroughbred can be found on the Internet at <http://www.tbred.com>.

THOROUGHbred, IDOL, OPEN WORKSHOP, VIP VISUAL IMAGE PRESENTATION are registered trademarks of Thoroughbred Software International, Inc. The "Swash", Thoroughbred Software International, Inc., and *Solution-IV* Accounting logos are registered trademarks of Thoroughbred Software International, Inc. OPENworkshop, VIP Gateway for Windows™, IDOL-IV, Thoroughbred Environment, Thoroughbred Basic, Dictionary-IV, Script-IV, Report-IV, Query-IV, Source-IV, VIP, Visual Image Presentation, GWW, GWWImage, TS Network DataServer, TS ODBC DataServer, TS ORACLE DataServer, TbredComm, WorkStation Manager, Thoroughbred WebServer Environment, TS ChartServer, TS ReportServer, and *Solution-IV* are trademarks of Thoroughbred Software International, Inc. Other names, products and services mentioned are the trademarks or registered trademarks of their respective vendors or organizations.



# The Inside Track

---

Frequently asked questions, tech tips, & problem reports for users of Thoroughbred Software Products

---

Volume 5 Issue 12

September 1999

## TS ODBC DataServer™

*Tips from Customer Support*

When there is a problem using the TS ODBC DataServer after installing, we recommend checking the following items before calling Support:

- Perform the following on the IPLINPUT file:
  - Remove all operating system variables that start with a "\$"
  - Verify that all DEvice lines are valid (directories, printers, etc.)
  - Remove any defined Ghost Tasks (G0, G1, etc.)
  - Verify that a hierarchical directory entry is properly defined and located immediately after the other directory entries. (ie. **DEV D9,1,,,,,1,,**)
- Verify the case and spelling of the ODBC.INI file.
- Check the TSODBC.INI file. Verify that it has the correct paths for the IPLINPUT file and the corresponding base or home directory for relative paths within the IPLINPUT file.
- Verify that a section has been created correctly for the ODBC data source in the ODBC.INI file.
- Verify that the directory where the ODBC product is installed is not a subdirectory.
- Verify that the data files are not located in a hierarchical directory.
- Try exposing and viewing UTCUST. Make sure the physical data file UTCUST has been generated first. This is accomplished through the IDOL-IV™ System Administration Utility.
- Use the integrity check within the Expose Utility to verify that the data file is ok.
- Use the Interactive Utility Winusqli32.exe to check for exposure problems.
- Increase the logging setting and review the log file USQLCS.LOG.
- For a "control file locked" message, execute the following in *Basic Console Mode*:

```
OPEN (1)"ODDCNTRL"
REMOVE (1,KEY = "LCK")
```

For the ODBC Multi-Tier product also check the following on the UNIX server:

- The directory **/usr/usqls** was created properly.
- Verify that the server process has started. To start the server process, use **start\_serv.sh** at the UNIX shell prompt. To stop the server process, use **stop\_serv.sh**
- Check the **/etc/hosts** for the correct Server TCP/IP Address/Name configuration.
- Use "clipping" on the server and "testnet" on the client to test the network connection.
- Verify that you can "ping" the server by name and TCP/IP Address to test the network connection.
- Verify the port in USQLSD.INI against the daemon server process that was started.
- Check the timeout setting for larger data files.

- Verify that you have installed the correct server programs by using:
  - `strings usqlsd | grep Level`
  - You should match this information against the information returned from the `uname` Operating System Command.
- Use the server Interactive utility `./usqli` to check for any exposure problems.
  - Options within the utility are:  
Select \* from idol\_table  
Select \* from idol\_field  
Select \* from udd-name

If you call Support please have the following information ready:

- Is it a Multi-Tier or Single-Tier product?
- What is the version?
- What Operating System is involved on the client and server (exact versions)?

**Q** Why can't I open my UDD's in USQLI?

**A** When you are in USQLI if you try to open a table that has no records in it, you get a message saying that a record cannot be retrieved. Then you cannot open any other tables. You have to exit and then go back in before you can see the tables that have data.

**Q** I am using ODBC 3.0 and have 3 different environments defined. How do I get all three environments to see each other?

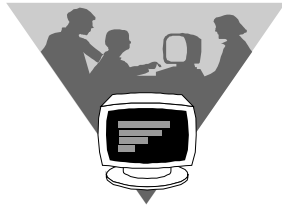
**A** Currently there are most likely 3 copies of the ODBC configuration files (ODD\*). You need to only have one. Create a new directory called ODBC under Thoroughbred *Basic*<sup>™</sup>. Move all ODD\* files into the new directory from one of the environments, and delete all the ODD\* files from the other two environments. Next change all the IPLINPUT files so that they have a DEV line pointing to the ODBC directory. Be aware that now all the environments are exposed and can be seen, and that the data in these files may be different depending on which IPLINPUT file you use. Use caution in these areas.

---

The **Inside Track** is published by the Thoroughbred Customer Support and Marketing Departments. If you have any questions or comments, or would like more information on Thoroughbred Products or Services please contact your Thoroughbred Sales Representative at (800) 524-0430 (outside NJ) or (732) 560-1377 (within NJ). Please send all written requests to: Thoroughbred Software International, Inc., 19 Schoolhouse Road, Somerset, NJ 08875-6712 or Fax: (732) 560-1594. Thoroughbred can be found on the Internet at <http://www.tbred.com>.

---

THOROUGHNBRED, IDOL, OPEN WORKSHOP, VIP VISUAL IMAGE PRESENTATION are registered trademarks of Thoroughbred Software International, Inc. The "Swash", Thoroughbred Software International, Inc., and *Solution-IV* Accounting logos are registered trademarks of Thoroughbred Software International, Inc. *OPENworkshop*, *VIP Gateway for Windows*<sup>™</sup>, *IDOL-IV*, Thoroughbred Environment, Thoroughbred *Basic*, *Dictionary-IV*, *Script-IV*, *Report-IV*, *Query-IV*, *Source-IV*, *VIP*, *Visual Image Presentation*, *GWW*, *GWWImage*, *TS Network DataServer*, *TS ODBC DataServer*, *TS ORACLE DataServer*, *TbredComm*, *WorkStation Manager*, *TS ChartServer*, *TS ReportServer*, *TS WebServer*, and *Solution-IV* are trademarks of Thoroughbred Software International, Inc. Other names, products and services mentioned are the trademarks or registered trademarks of their respective vendors or organizations.



# The Inside Track

---

Frequently asked questions, tech tips, & problem reports for users of Thoroughbred Software Products

---

Volume 5 Issue 13

October 1999

## Thoroughbred *Basic*<sup>™</sup>

**Q** Why am I unable to "SYSTEM" out of *Basic* on my Windows PC?

**A** You can correct this by either defining a shortcut in the Windows directory called dosprmt.pif that has command.com as the program to run or you can execute the SYSTEM command with the following parameters:  
`SYSTEM "dosprmt.pif /C MEM"`

**Q** How do I get a backup file from UNIX to Windows?

**A** If both machines are on a network, you can setup and use the ftp utility on either system (UNIX or Windows). You can purchase a third party ftp utility to accomplish the task. You can also purchase FileMove<sup>™</sup> from Thoroughbred, which will allow you to connect the two machines serially and transfer the files/programs between Operating Systems.

**Q** How do you add a record into an MSORT file using an IDOL-IV<sup>™</sup> defined format?

**A** The following program is an example that will add records to an MSORT file.

|                                                    |                              |
|----------------------------------------------------|------------------------------|
| <code>10 OPEN (1) "datafile"</code>                | !Open the data file          |
| <code>20 FORMAT INCLUDE #format, OPT="NONE"</code> | !Make the format accessible  |
| <code>30 #format.datafield1="00001"</code>         | !Fill in datafields with the |
| <code>40 #format.datafield2="TOM "</code>          | !desired data                |
| <code>50 #format.datafield3="NJ"</code>            |                              |
| <code>60 WRITE (1) #format</code>                  | !Write to the file           |

## Network *Basic*<sup>™</sup>

**Q** Why am I getting the message **Cannot get DataServer information for host name** on my NT Server? I can ping the server by name.

**A** Check the system path variable, both in the Control Panel and by typing `path` in a DOS window. Verify that there are no strange characters or ";" where spaces should be. You must reboot the server after any changes. You can also try moving the server directory to the beginning of the system path variable. A third item to try is moving the SSERV.EXE and TERMINAL files to C:\WINNT directory.

**Q** Why am I now getting a message **Cannot open TCONFIGW file**?

**A** Permissions are not set correctly on the Windows NT SYSTEM account for the directory. The data server uses the Windows NT SYSTEM account for login and base-line permissions in Windows NT.

**Q** How do I set up permissions to allow one set of users access to my accounting environment and another set of users access to my development area, both running the same Network *Basic*<sup>™</sup> on an NT server?

- A** You need to have the same share mapped to each workstation. The share should point to the directory where the Network *Basic* resides. Set the directory permissions on this share to be "Read-Execute" for all accounting and development users. This way no user can create an IPL file in that directory to access other directories on the server. For the group of accounting users, create an IPLINPUT file that allows access to the accounting areas, setting the file permissions to be "Read Only". Create another IPLINPUT file for the development users, setting file permissions accordingly. This will prevent the wrong users from changing the IPLINPUT files on their *Basic* Shortcut and gaining access to certain areas on the server.
- Q** When I SYSTEM out of the Network *Basic*<sup>™</sup> from a client workstation, I have access to the entire Windows NT Server directory. Is this because of the SYSTEM account permissions that are necessary for the data server?
- A** Once you SYSTEM out of *Basic*, you have the Windows NT NTFS permissions of the user you are logged in as. This means that if you only have a share to the *Basic* directory and you SYSTEM out, you cannot go up to a higher directory, only down to subdirectories of *Basic*. You need to review permissions on users and the directories on the system.

## Thoroughbred *Report-IV*<sup>™</sup>

- Q** How do I get my chained reports to do a form feed at the end of each report?
- A** Create a Control Break in the CONTROL-SECTION of your report and the corresponding Control Break lines in the REPORT-SECTION that looks like the following:

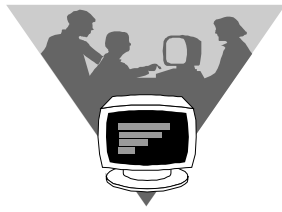
|                        |                       |
|------------------------|-----------------------|
| <b>CONTROL-SECTION</b> | <b>REPORT-SECTION</b> |
| CB01 WHEN EOF          | CB01C /PC=FF          |

## Thoroughbred *IDOL-IV*<sup>™</sup>

- Q** When a user runs a certain function in my *Script-IV*<sup>™</sup> application, I wish to instantly send a message to another user that this function has been run. How would I do this?
- A** The user who is receiving the message will need "**mesg y**" in their UNIX .profile. In the script you can use the SYSTEM command to send a message you have placed in a text file.
- Example:* Using an Operating System editor, create the message and save it in a file. In your *Script-IV*<sup>™</sup> or Thoroughbred *Basic*<sup>™</sup> program place the following command:
- ```
SYSTEM "cat file-name |write dlg"
```
- "**dlg**" is the user. You can add the terminal tty if the user is signed in on more than one terminal.
- Q** I have created a custom object view. However, when I setup MRM off a menu using the "**F**" option in the ST column another view is displayed.
- A** This is correct. You need to make the ST column a **C** for CONNECT. The Action is VIEW and the OBJECT is the View name. In 8.4.1 you are only permitted to create Object views and you need to connect to them from a menu. If you were to modify the view on the fly from multi-record maintenance and use the Link name, then the "**F**" would work.

The **Inside Track** is published by the Thoroughbred Customer Support and Marketing Departments. If you have any questions or comments, or would like more information on Thoroughbred Products or Services please contact your Thoroughbred Sales Representative at (800) 524-0430 (outside NJ) or (732) 560-1377 (within NJ). Please send all written requests to: Thoroughbred Software International, Inc., 19 Schoolhouse Road, Somerset, NJ 08875-6712 or Fax: (732) 560-1594. Thoroughbred can be found on the Internet at <http://www.tbred.com>.

THOROUGHbred, IDOL, OPEN WORKSHOP, VIP VISUAL IMAGE PRESENTATION are registered trademarks of Thoroughbred Software International, Inc. The "Swash", Thoroughbred Software International, Inc., and *Solution-IV* Accounting logos are registered trademarks of Thoroughbred Software International, Inc. OPEN*workshop*, VIP Gateway for WindowSTM, IDOL-IV, Thoroughbred Environment, Thoroughbred *Basic*, *Dictionary-IV*, *Script-IV*, *Report-IV*, *Query-IV*, *Source-IV*, VIP, *Visual Image Presentation*, GWW, GWWImage, TS Network DataServer, TS ODBC DataServer, TS ORACLE DataServer, TbredComm, WorkStation Manager, TS ChartServer, TS ReportServer, TS WebServer, and *Solution-IV* are trademarks of Thoroughbred Software International, Inc. Other names, products and services mentioned are the trademarks or registered trademarks of their respective vendors or organizations.



The Inside Track

Frequently asked questions, tech tips, & problem reports for users of Thoroughbred Software Products

Volume 5 Issue 13

November 1999

Thoroughbred *Basic*[™]

Q How do I reinstall *Basic* 8.4.1 on a UNIX server?

- A**
- 1) Verify that no one is in the existing *Basic* during this procedure.
 - 2) Delete the /usr/lib/basic/tbredbas.84 file.
 - 3) Backup the IPLINPUT, TERMINAL, TCONFIGW, TCONFIG8, TERM.MAP files.
 - 4) Extract the files from the original Thoroughbred media (CD/Tape/Disks/etc.).
 - 5) Follow standard installation procedures.
 - 6) Lastly, restore the files above overwriting the new ones created by the install.

Q Why am I getting an overflow message during the windows *Basic* install?

- A** You need to rename the file vbrun300.dll file and reinstall *Basic* using the "Typical" installation option, not the "Custom" option.

Thoroughbred Network *Basic*[™]

Q How do I reinstall the Network *Basic* from my NT Server?

- A**
- 1) Verify that no one is in the existing *Basic* during this procedure.
 - 2) Stop the tsmgr service.
 - 3) Remove the [TSNETBAS] section from WIN.INI file.
 - 4) Remove the Winnt\tbred84.bas file.
 - 5) Backup your configuration files (IPLINPUT, TCONFIG8, and TCONFIGW).
 - 6) Run the Setup program from the original Thoroughbred media.
 - 7) Lastly, restore the files above, overwriting the new ones created by the install.

Q I am sending data from a large file on my UNIX server to Crystal Reports on my Windows 95 workstation. In the middle of the process I stop the data from reaching crystal reports, but the server keeps on processing and is creating work files. Is there a way to change where the work files are being created and is there a way to kill the process other than the kill command?

- A** You can have the work files created in a directory other than the tmp directory by going into the USQLSD.INI file and adding the following line: **Tempdir=/path_name**.

To stop the UNIX process, you will need to use the kill command. The server process will not stop just because the client has stopped.

Report-iv[™]

Q What is the proper SELECT syntax to select a specific date range from Jan. 1, 99 to June 1, 99 using a Date Type 8 field called "DT8"?

- A** To select a range with Date Type 8, use the following syntax:

```
LN      UTCUST SELECT WHEN DT8 > DTN("010199", "MMDDYY")  
        AND DT8 < DTN("060199", "MMDDYY")
```

Q How do I set a Date Type 5 date from within a report to a variable, and send that variable to a public script?

A See the below example;

Report:

```
FILE-SECTION
LN      OPLORDR1
REPORT-SECTION
DC      LET D$ = NTD(ORDR-INV-DATE, "MMDDYY")
DC      RUN PUBLIC program_name, D$
```

Public Script:

```
MAINLINE
      ENTER PUBLIC D$
      PRINT D$
```

Q How do I select the records in a *Report-IV* report only when Date Type 6 is blank?

A For example:

```
DC      LET DT$=CVT(datefield,128)
D?      MM/DD/YY
```

The code in the ? (<F5> window) would read...

```
IF DT$<>" 3232" THEN /SKIP
```

If **DT\$** does not equal a blank date, it will skip that line. It will only print the line when **DT\$** equals a blank date.

IDOL-IV™

Q What file must exist in the Windows environment for the SYSTEM command to work?

A DOSPRMPT.PIF must be in the windows directory.

Q How do I change a Julian date into MM/DD/YYYY format?

A LN linkname

MAINLINE

```
OPEN LINK linkname
READ linkname USING KEY RANGE ALL
PROCESSING IS GET-DATE
```

GET-DATE

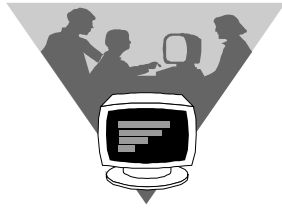
```
LET A = DTN(DATE, "YYDDD")
LET B$ = NTD(A, "MM/DD/YYYY")
PRINT B$
INPUT *
```

Q Why do I get the message that the format that I am trying to edit is locked by another user? I am the only one on the system.

A You pressed **Enter** on the format name prior to pressing **F1**. When you press **Enter** on a format name, IDOL-IV locks the record (the format).

The **Inside Track** is published by the Thoroughbred Customer Support and Marketing Departments. If you have any questions or comments, or would like more information on Thoroughbred Products or Services please contact your Thoroughbred Sales Representative at (800) 524-0430 (outside NJ) or (732) 560-1377 (within NJ). Please send all written requests to: Thoroughbred Software International, Inc., 19 Schoolhouse Road, Somerset, NJ 08875-6712 or Fax: (732) 560-1594. Thoroughbred can be found on the Internet at <http://www.tbred.com>.

THOROUGHbred, IDOL, OPEN WORKSHOP, VIP VISUAL IMAGE PRESENTATION are registered trademarks of Thoroughbred Software International, Inc. The "Swash", Thoroughbred Software International, Inc., and *Solution-IV* Accounting logos are registered trademarks of Thoroughbred Software International, Inc. OPENworkshop, VIP Gateway for Windows™, IDOL-IV, Thoroughbred Environment, Thoroughbred Basic, Dictionary-IV, Script-IV, Report-IV, Query-IV, Source-IV, VIP, Visual Image Presentation, GWW, GWWImage, TS Network DataServer, TS ODBC DataServer, TS ORACLE DataServer, TbredComm, WorkStation Manager, TS ChartServer, TS ReportServer, TS WebServer, and *Solution-IV* are trademarks of Thoroughbred Software International, Inc. Other names, products and services mentioned are the trademarks or registered trademarks of their respective vendors or organizations.



The Inside Track

Frequently asked questions, tech tips, & problem reports for users of Thoroughbred Software Products

Volume 5 Issue 14

December 1999

Thoroughbred *Basic*[™]

- Q** Why do I hang when I try to run the client install for the Thoroughbred Network *Basic*[™] over a RAS connection?
- A** There is a known speed issue with the TS Network DataServer[™] and object libraries when using Remote Access Server. Basically you cannot open them over a dialup connection using RAS.
- Q** How do I find out what my actual operating system terminal id is for the session of *Basic* I am running?
- A** The INF variable returns the shell environment variables from the operating system. You can search this variable for the actual O/S terminal id.
- Q** Why is my time off an hour in the Network *Basic*?
- A** For the eastern time zone, you need `set tz=est0edt` in the AUTOEXEC.BAT file on the workstation with the problem. Replace the "e" in both places with "c" for central time zone, "p" for pacific, etc.
- Q** Is there a way to bypass the Thoroughbred debugger?
- A** Yes, remove the PRM DEBUG line from the IPLINPUT file you are using or you can specify your own program on this line, for example `PRM DEBUG=OOZ00`.
- Q** Why am I getting an error 0 trying to OPEN my slave printer in *Basic*?
- A** Remove the lock files in the operating system /tmp directory.
- Q** How do I print to a text file in Windows?
- A** Simply configure your IPLINPUT file so that it contains the following DEV line for printing to a text file:
`DEV P1,4,,,,,text_file_name.txt.`
- Q** Why am I getting an error 14 in my program that reads from an indexed file and prints to the file I just defined?
- A** You are attempting to open the printer on channel 100. This is reserved for IDDBD.
- Q** I installed Thoroughbred Network *Basic*[™] into a directory other than the one I actually wanted to, so I removed all directories and references to Thoroughbred including the security file. Now when I try to reinstall I get a media data error -623 tsnds.dll message. Why?
- A** You also need to remove the [TSNETBAS] section from WIN.INI file and stop TSMGR from the services in control panel. Reboot the server and verify that the service is stopped, then reinstall.

IDOL-IV[™]

- Q** I am doing data validation on a field in my view. I have a Thoroughbred *Script-IV*[™] program that runs as a post process. How do I reset the cursor to the field I was just on if the validation fails?
- A** You can set the variable "V9" (field number) in a type 4 pre/post processing script, or use an *OPENworkshop*[™] method return directive "GOTO FIELD...".
- Q** Why do I get an error 14 at line 1000 of the INSTALL program trying to install IDOL-IV?
- A** There is a problem with the IDOL-IV Object Library. Rename IDOL-IV to IDOL-IV.old and rerun the INSTALL program.

Q Why am I getting a I/O error trying to cpio my upgrade disks (3-1/2") onto my system?

A You do not use the cpio command to install the disks onto your system. Use the cpio command to install the first disk and stop it after the "mtar" file appears on the screen. Next use ". /mtar x" on the first diskette. Mtar will install the first disk and prompt you for the rest.

Query-IV™

Q Why does *Query-IV* not ask for a printed copy when I execute it?

A You need to set this up in the Query Preferences for the operator code. At the main *Query-IV* menu press **F7**, go to **Operator Preferences** and change the "Default Output" to a **P**.

Report-IV™

Q Why don't I get a form feed at the end of my reports?

A Put the form feed mnemonic "FF" or hex sequence "\$0C\$" in the **Close** section of the printer table in use then recompile the table.

Solution-IV™ Accounting

Q How do I run the Executive Summary program TAPVITLD from cron?

A Setup your crontabs entry to run the following script at the desired time(s). Be sure you specify the fully qualified path to the shell script that will start Thoroughbred *Basic*™. In the shell script you need to do the following:

```
TERM=null           ! Note null must be set up in TERM.MAP
export TERM         ! You can map null to any Basic terminal table
cd /usr/lib/basic
./b IPLEOD
```

Q How do I adjust an AR invoice after I've updated it? I go back into AR Invoice Entry and the lines are blank.

A You will have to add lines to make the adjustment. For example, if you wanted to change the quantity for a particular item, you would add another line with that Item Code, but with either a negative or positive quantity depending on how you want to adjust the original quantity.

TbredComm™

Q Why is my TbredComm window always minimized?

A There is a problem with the location settings for the TbredComm window. Remove everything under the [TBC] section in the tbred.ini file and save it. Make sure TbredComm is not minimized when you do this otherwise the changes will not save. Start TbredComm up and it will recreate this section.

Q How do you setup slave printing with TbredComm?

A The DEV line should be: DEV PS,4,,256,,2,,tty. This will print to the default printer set in Microsoft Windows on your PC. You can test this in Console Mode with this example:

```
OPEN(1) "PS"
PRINT(1) "HELLO"
PRINT 'PC'
END
```

The **Inside Track** is published by the Thoroughbred Customer Support and Marketing Departments. If you have any questions or comments, or would like more information on Thoroughbred Products or Services please contact your Thoroughbred Sales Representative at (800) 524-0430 (outside NJ) or (732) 560-1377 (within NJ). Please send all written requests to: Thoroughbred Software International, Inc., 19 Schoolhouse Road, Somerset, NJ 08875-6712 or Fax: (732) 560-1594. Thoroughbred can be found on the Internet at <http://www.tbred.com>.

THOROUGHbred, IDOL, OPEN WORKSHOP, VIP VISUAL IMAGE PRESENTATION are registered trademarks of Thoroughbred Software International, Inc. The "Swash", Thoroughbred Software International, Inc., and *Solution-IV* Accounting logos are registered trademarks of Thoroughbred Software International, Inc. OPENworkshop, VIP Gateway for Windows™, IDOL-IV, Thoroughbred Environment, Thoroughbred *Basic*, *Dictionary-IV*, *Script-IV*, *Report-IV*, *Query-IV*, *Source-IV*, VIP, *Visual Image Presentation*, GWW, GWWImage, TS Network DataServer, TS ODBC DataServer, TS ORACLE DataServer, TbredComm, WorkStation Manager, TS ChartServer, TS ReportServer, TS WebServer, and *Solution-IV* are trademarks of Thoroughbred Software International, Inc. Other names, products and services mentioned are the trademarks or registered trademarks of their respective vendors or organizations.